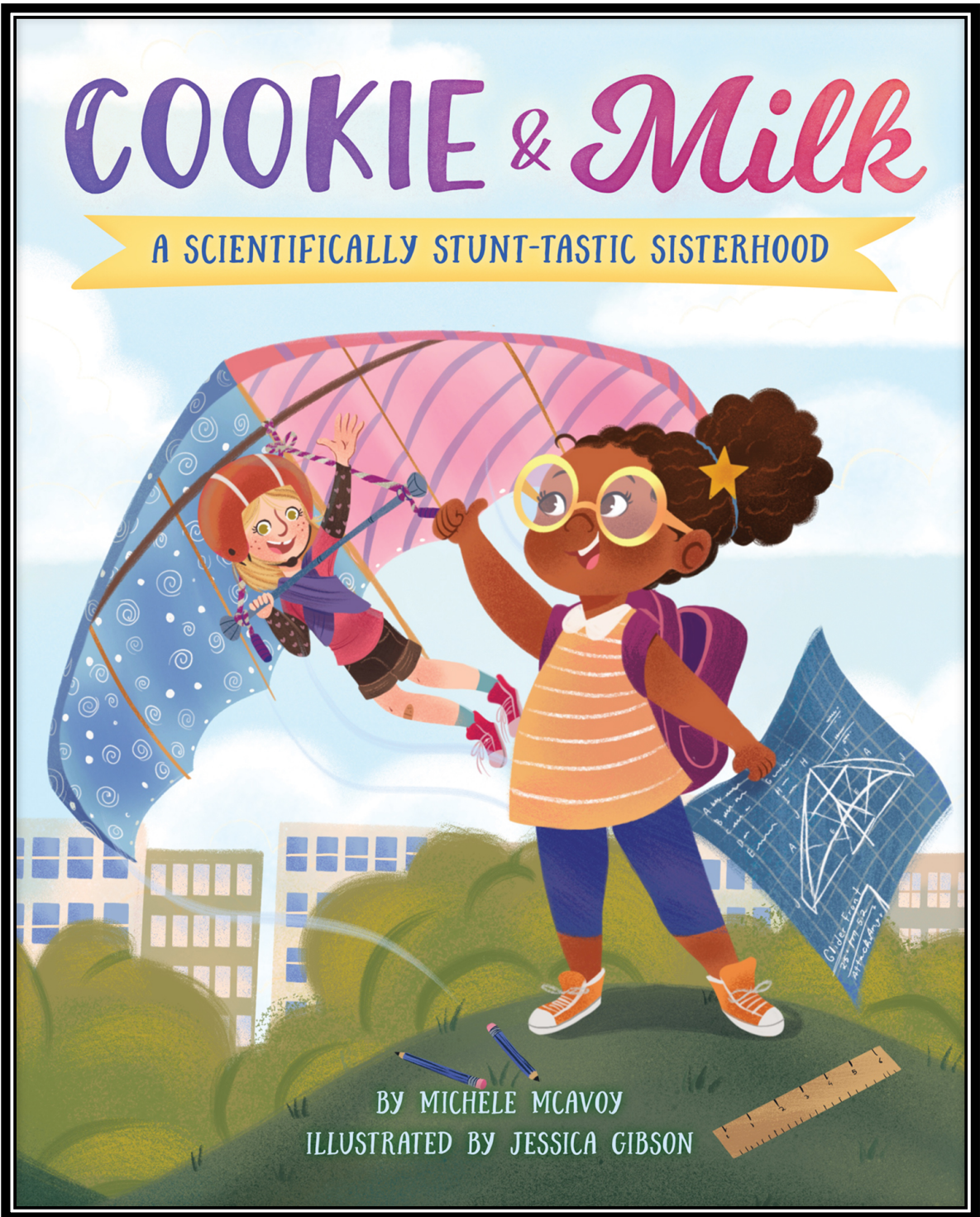


READERS' GUIDE

COOKIE AND MILK

COOKIE & Milk

A SCIENTIFICALLY STUNT-TASTIC SISTERHOOD



BY MICHELE MCAVOY
ILLUSTRATED BY JESSICA GIBSON

WRITTEN BY: MICHELE MCAVOY
READERS' GUIDE CREATED BY: GLADYS APPLETON

COOKIE AND MILK

TABLE OF CONTENTS

Pg. 3 Common Core Standards

Pg. 4 Comprehension Questions

Pg. 5 Vocabulary: Four Square

Pg. 6 Recalling the Story

Pg. 7 Author's Purpose

Pgs. 8-9 Story Structure

Pgs. 10-13 Character Analysis

Pgs. 14-18 Compare and Contrast

Pg. 19 Summarizing

Pg. 20 Sequence of Events

Pg. 21 Perfect Pairings

Pgs. 22-30 Graphic Organizers

Pgs. 31-32 Writing Prompt

Pg. 33 About the Author:

Michele McAvoy

Pg. 34-35 Thank You and Terms of Use



COOKIE AND MILK

COMMON CORE STANDARDS

Key Ideas and Details:

[CCSS.ELA-LITERACY.RL.1.1](#)

Ask and answer questions about key details in a text.

[CCSS.ELA-LITERACY.RL.1.2](#)

Retell stories, including key details, and demonstrate understanding of their central message or lesson.

[CCSS.ELA-LITERACY.RL.1.3](#)

Describe characters, settings, and major events in a story, using key details.

[CCSS.ELA-LITERACY.RL.2.1](#)

Ask and answer such questions as who, what, where, when, why, and how to demonstrate understanding of key details in a text.

[CCSS.ELA-LITERACY.RL.2.2](#)

Recount stories, including fables and folktales from diverse cultures, and determine their central message, lesson, or moral.

[CCSS.ELA-LITERACY.RL.2.3](#)

Describe how characters in a story respond to major events and challenges.

[CCSS.ELA-LITERACY.RL.3.1](#)

Ask and answer questions to demonstrate understanding of a text, referring explicitly to the text as the basis for the answers.

[CCSS.ELA-LITERACY.RL.3.2](#)

Recount stories, including fables, folktales, and myths from diverse cultures; determine the central message, lesson, or moral and explain how it is conveyed through key details in the text.

[CCSS.ELA-LITERACY.RL.3.3](#)

Describe characters in a story (e.g., their traits, motivations, or feelings) and explain how their actions contribute to the sequence of events.

COOKIE AND MILK

COMPREHENSION QUESTIONS

BEFORE READING:

- What do you think the story will be about? Why do you think that?
- What questions would you like to ask the author before you read this book?
- What are you wondering about as you look at the cover and back of your book?
- What characters do you think might be in this story?

DURING READING:

- What do you think will happen next? Why?
- How are Milk and Cookie alike? How are they different?
- How do Milk and Cookie feel about each other?
- What does Cookie mean when she says “opposites attract”?
- Does this story remind you of something?
- How are you like/different than Milk?
- How are you like/different than Cookie?
- Do you know someone like Milk or Cookie?
- Can you put what you’ve just read in your own words?

AFTER READING:

- What is the main message of this story?
- What does the author want you to think about?
- Retell the most important events in the story from beginning, middle and end.
- What were the most important events in this story?
- How do the girls feel at the end of the story?
- How would you describe Milk and Cookie? Use examples from the text.
- What was your favorite part of the story?

COOKIE AND MILK

VOCABULARY: FOUR SQUARE

Directions: Complete vocabulary graphic organizer.

Definition:

Illustration:

Antonym:

Sentence:

Synonym:

Name: _____

COOKIE AND MILK

RECALLING THE STORY

Directions: Answer the 5W's questions. Complete the graphic organizer.

WHO is the story about?

WHAT is the story about?

WHERE does the story take place?

WHEN did the story take place?

WHY did the author write this story?

COOKIE AND MILK

AUTHOR'S PURPOSE

Directions: Think about the PURPOSE of this story. Why did the author write it?
What does the author want you to take away from this story?

AUTHOR'S PURPOSE

MESSAGE OF THE STORY

THEME OF THE STORY

COOKIE AND MILK STORY STRUCTURE

Directions: Complete the graphic organizer.
Illustrate and write about the story structure.

CHARACTERS

SETTING

PROBLEM

SOLUTION

COOKIE AND MILK STORY STRUCTURE

Directions: Complete the graphic organizer.
Illustrate and write about the story structure.

Characters

Setting

Plot

Beginning

Middle


End

COOKIE AND MILK

CHARACTER ANALYSIS

Directions: Complete the graphic organizer.
Write the character's words, thoughts, and actions in the bubbles.

Cookie

Three large, empty circles arranged in a triangular pattern, intended for students to write down the character's words, thoughts, and actions.

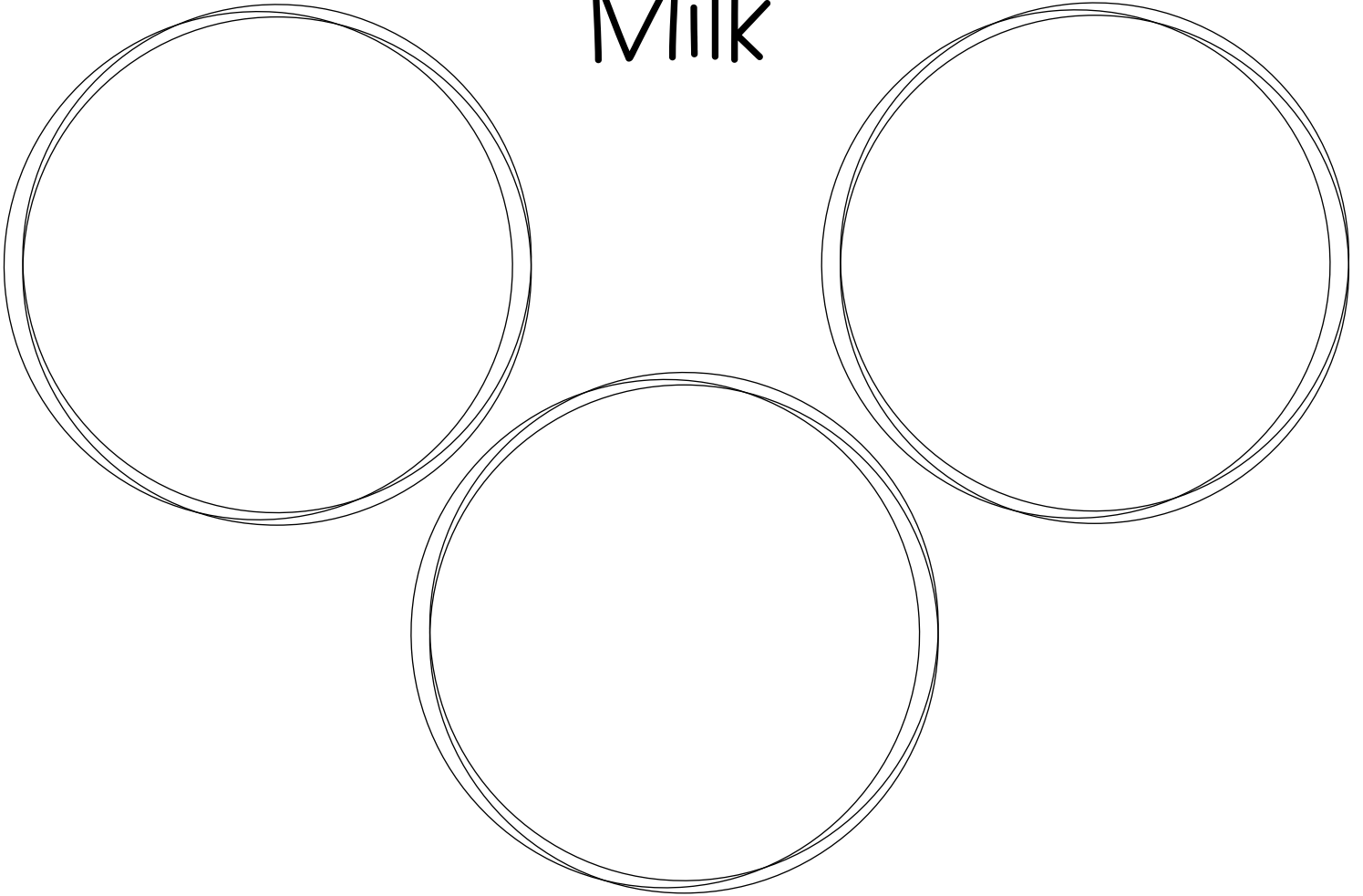
Based on Cookie's words, thoughts, and actions in the story, describe her character traits.

COOKIE AND MILK

CHARACTER ANALYSIS

Directions: Complete the graphic organizer.
Write the character's words, thoughts, and actions in the bubbles.

Milk

Three large, empty circles arranged in a triangular pattern, intended for students to write Milk's words, thoughts, and actions.



Based on Milk's words, thoughts, and actions in the story, describe her character traits.

COOKIE AND MILK

COMPARE AND CONTRAST

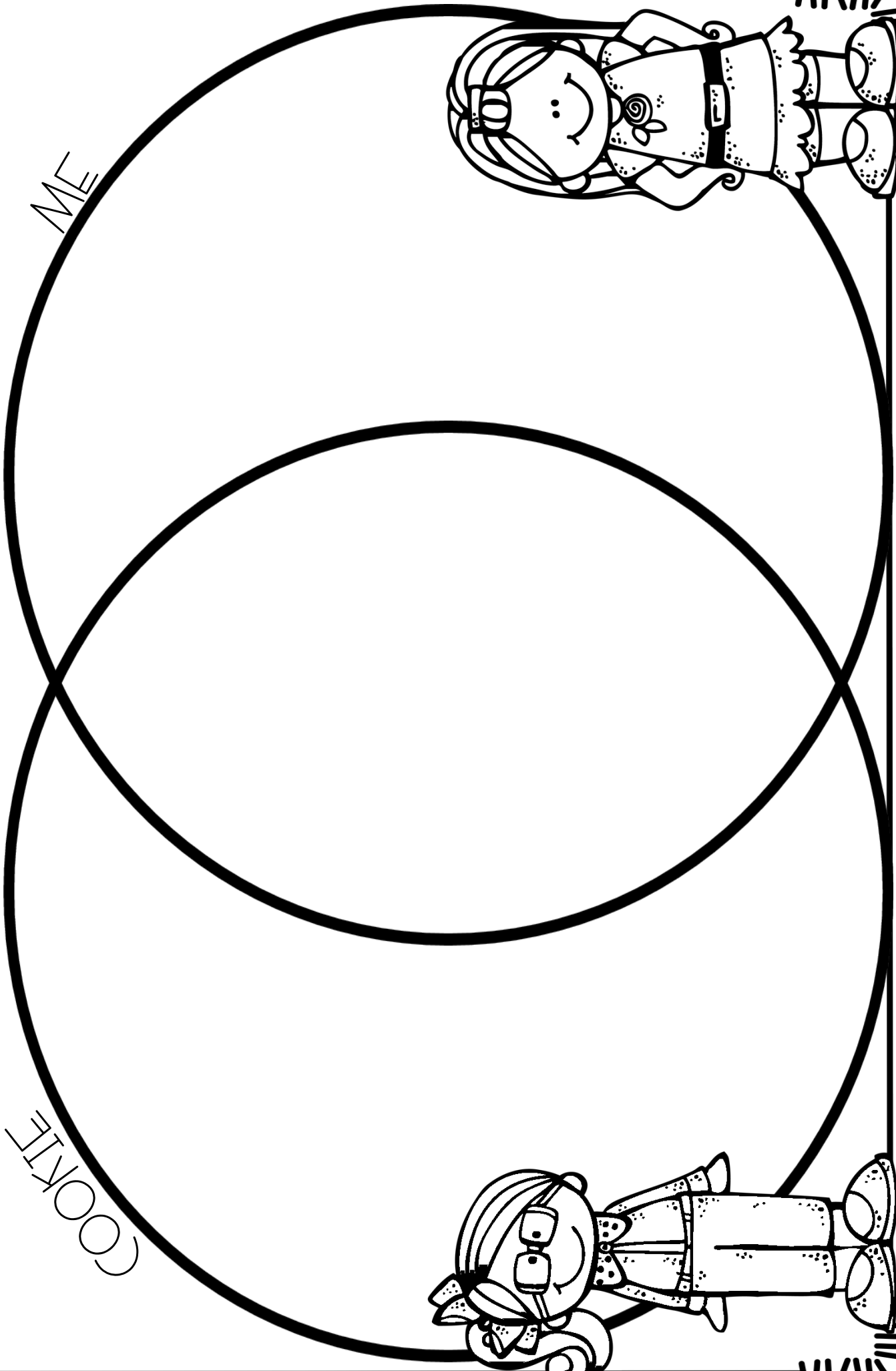
COOKIE

MILK



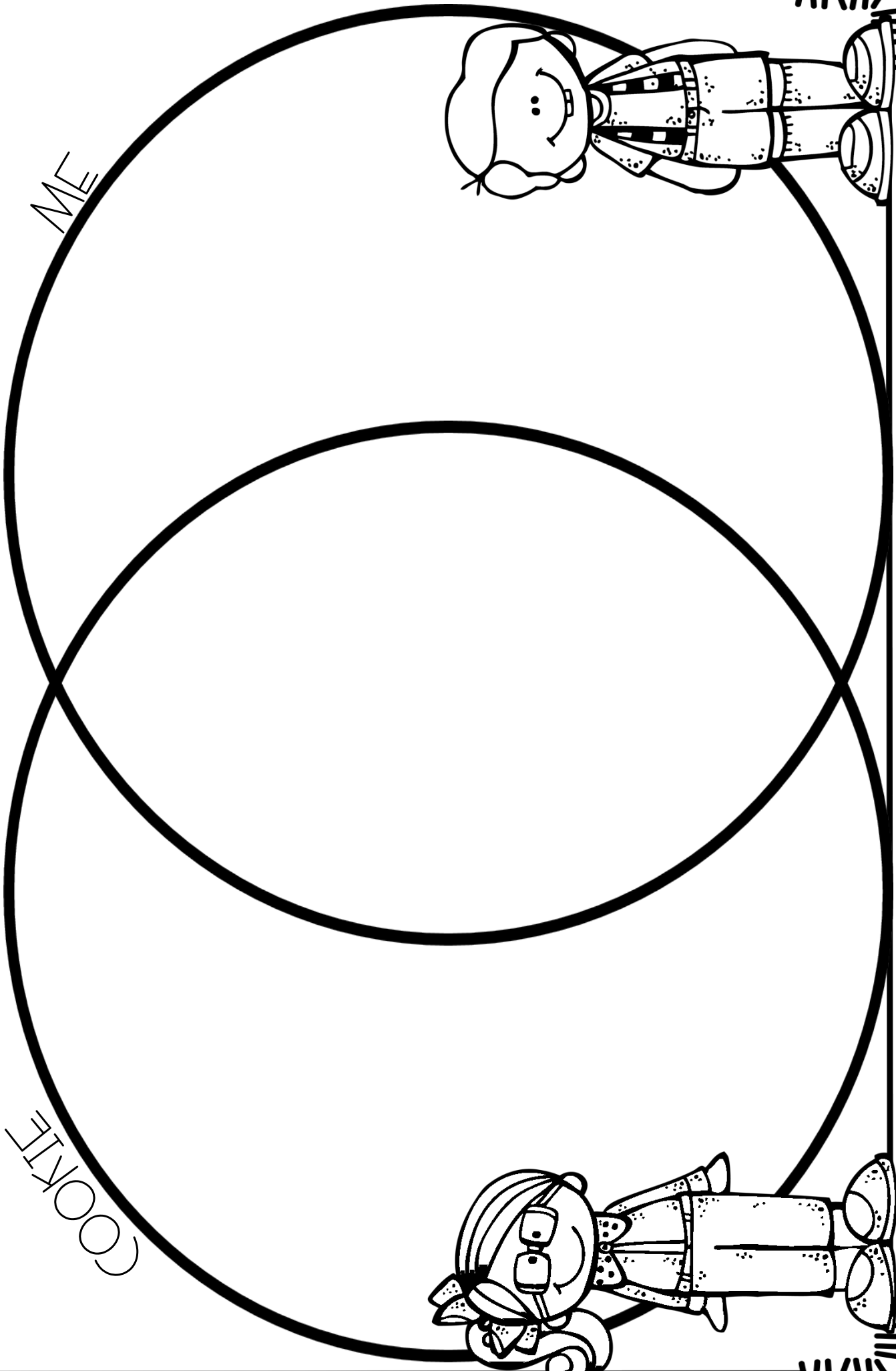
COOKIE AND MILK

COMPARE AND CONTRAST



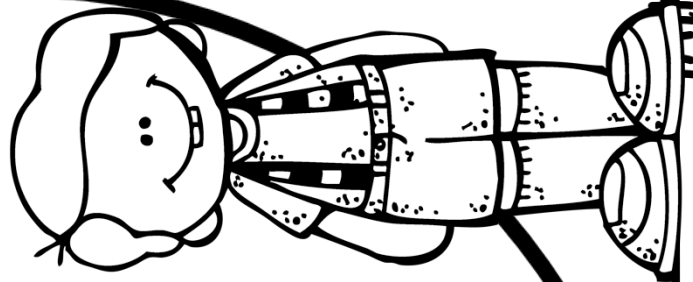

COOKIE AND MILK

COMPARE AND CONTRAST





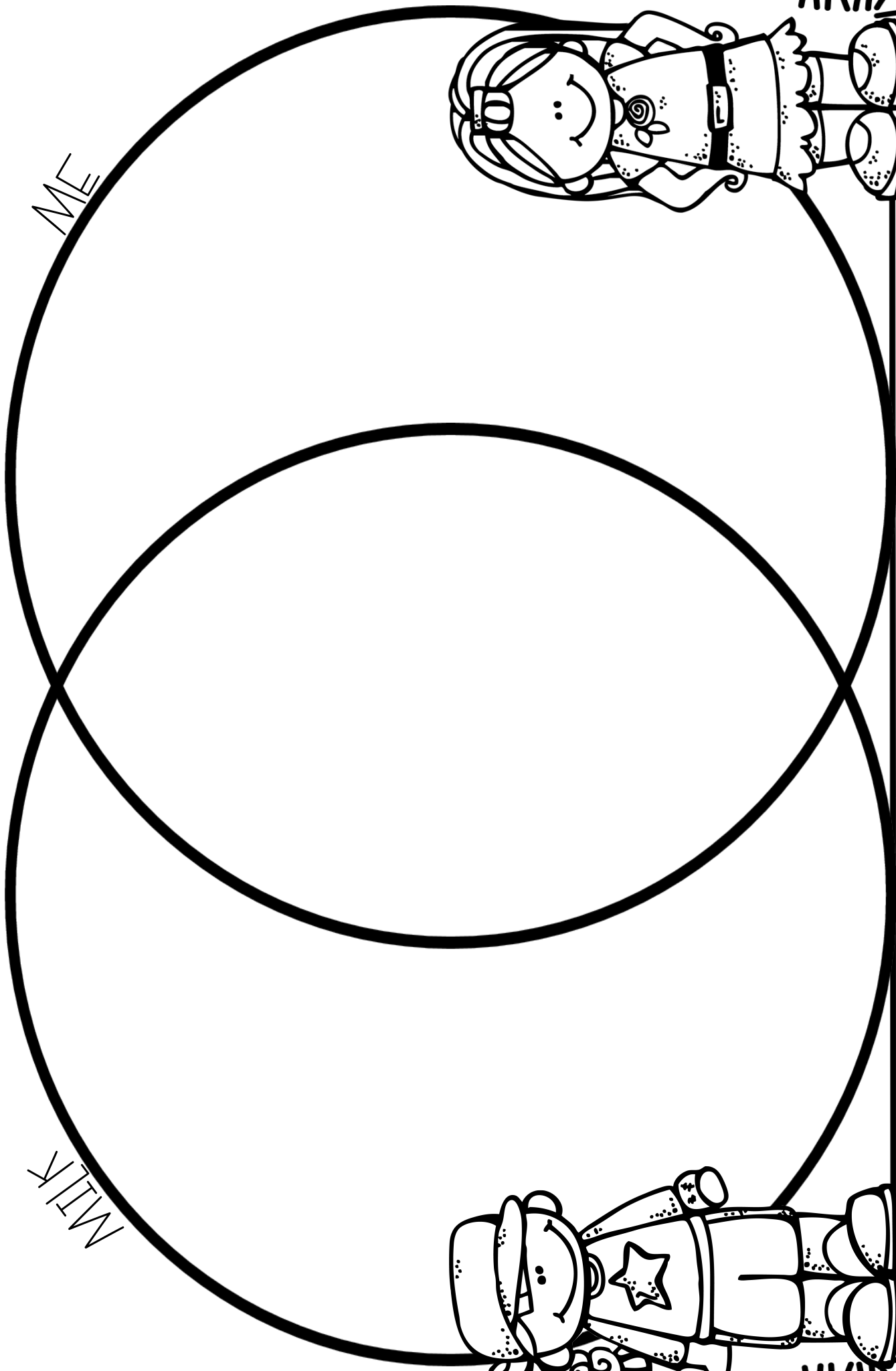
COOKIE

MILK



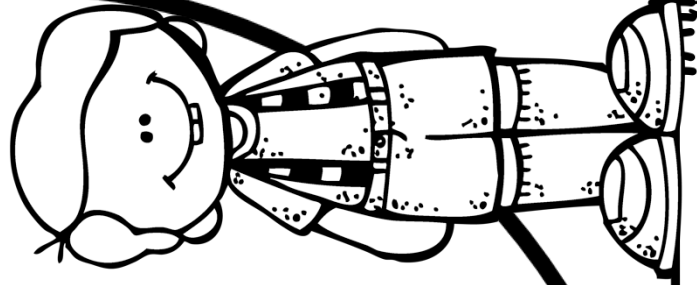

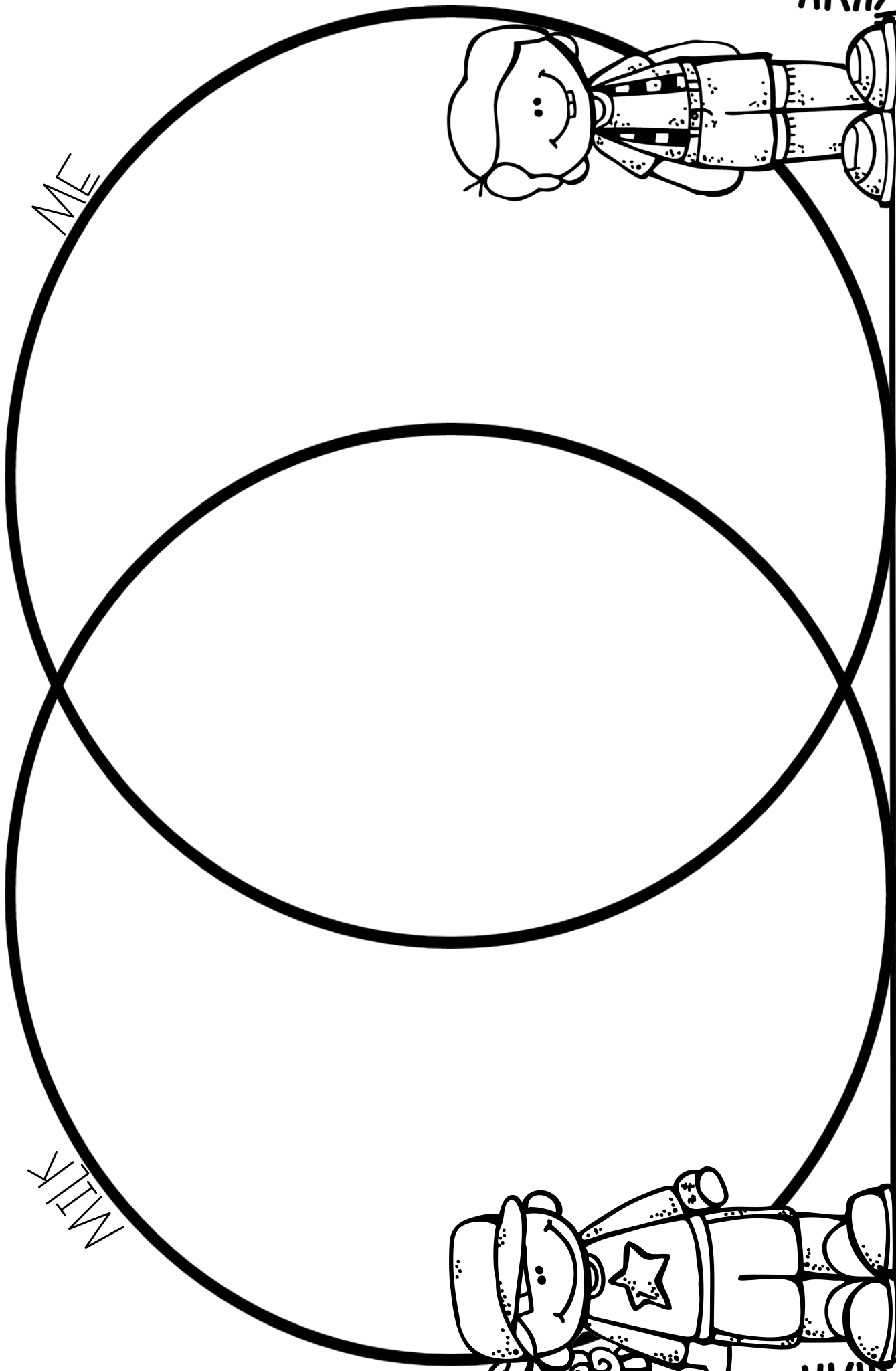
COOKIE AND MILK

COMPARE AND CONTRAST



COOKIE AND MILK

COMPARE AND CONTRAST



COOKIE AND MILK

SUMMARIZING

Directions: Think about the story and write a summary in your own words.

First

Next

Then

Finally

COOKIE AND MILK

SEQUENCE OF EVENTS

Directions: Use the chart to tell what happens in the story. Draw pictures to sequence the story.

First





Next

Last

COOKIE AND MILK

PERFECT PAIRINGS


Directions: Sometimes things that are nothing alike are best when paired together. Come up with your own perfect pairings! (Ex. peanut butter and jelly)



COOKIE AND MILK ENGINEERS

Write what you know in the circles below.


Facts



COOKIE AND MILK MATHEMATICIANS

Write what you know in the circles below.


Facts



COOKIE AND MILK SCIENTISTS

Write what you know in the circles below.


Facts



COOKIE AND MILK **ATHLETE**

Write what you know in the circles below.


Facts



COOKIE AND MILK **ATHLETE**

Write what you know in the circles below.

Facts



COOKIE AND MILK BESTFRIENDS

Write words that describe what makes a best friend.


Facts



COOKIE AND MILK BESTFRIENDS

Write words that describe what makes a best friend.

Facts



COOKIE AND MILK BESTFRIENDS

Write words that describe what makes a best friend.


Facts



COOKIE AND MILK BESTFRIENDS

Write words that describe what makes a best friend.

Facts



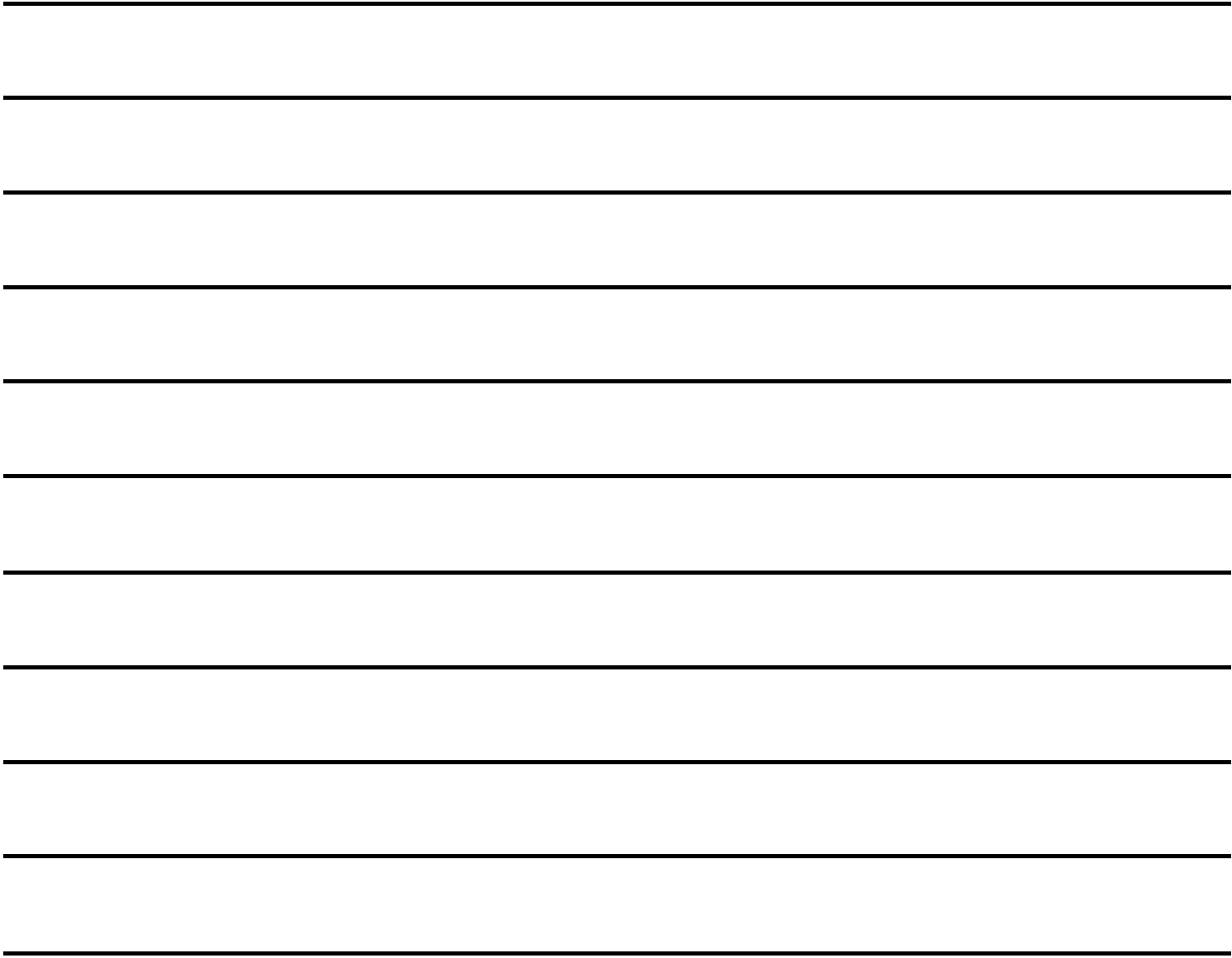
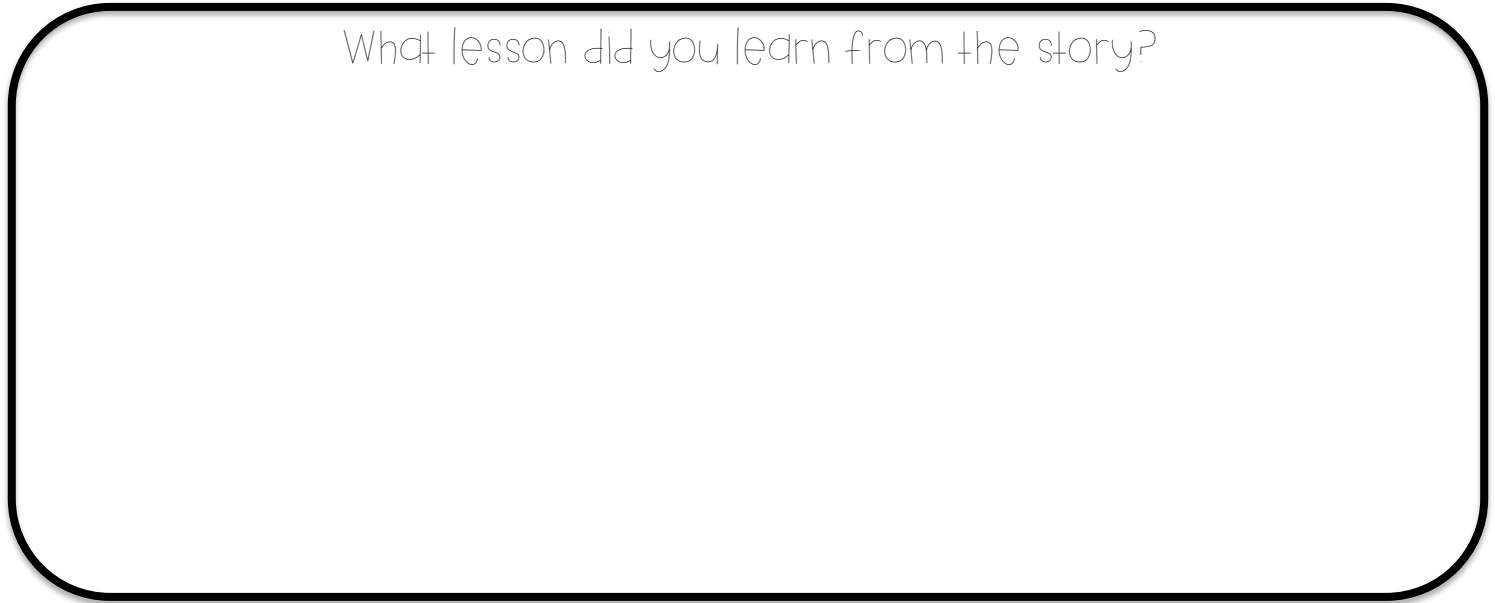
COOKIE AND MILK

What lesson did you learn from the story?

Handwriting practice area with multiple sets of three horizontal lines (top, dashed middle, bottom) for writing.

COOKIE AND MILK

What lesson did you learn from the story?



ABOUT THE AUTHOR

MICHELE MCAVOY



Michele McAvoy is an award-winning children's book author from New Jersey. As a child, she read Judy Blume and drew Garfield comics. For her 10th birthday, she asked for a pink typewriter.

Michele always loved the smell of new books. Now all grown-up (typewriters near obsolete) she loves bringing joy to children through her own stories.




Thank You!

I hope you and your students enjoy this readers' guide. Gladys Appleton is a 3rd grade teacher in the great state of Texas. Gladys loves blogging about her classroom and sharing ideas with other teachers through her Instagram and online Teachers Pay Teachers store. You can find more of her resources at her store by clicking on the link below.

THANKS FOR VISITING!

Click here to check out my blog for other great ideas, freebies, and products!



Gladys Appleton from
TEACHING  High Heels



A Standing Ovation

for these artists!



©Gladys Appleton (Teaching in High Heels), 2018.

All of the activities included in this unit are the intellectual properties of Gladys at Teaching in High Heels. This resource is for ONE classroom use and intended for the purchaser.

Please do not distribute or share!

You may not re-sell or claim this product as your own. I do invite you to show samples of this item on your blog/website or social media outlets but ask that you please credit me by linking to the item in the store or directly to my blog www.teachinginhighheels.com.